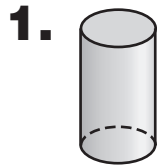
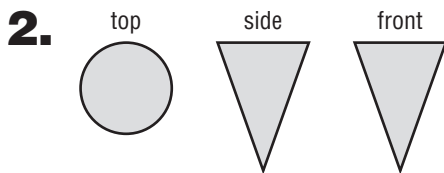




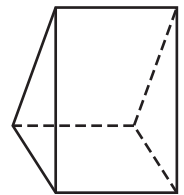
Draw a top, a side, and a front view of the solid.



Draw the solid using the top, side, and front views shown. Use isometric dot paper.

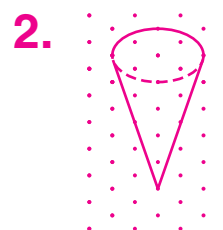
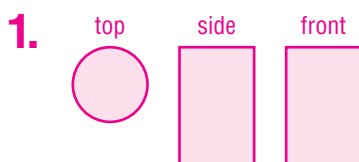


3. **TEST PRACTICE** What is the corner view of the figure at the right?



- A. rectangle
- B. square
- C. triangle
- D. parallelogram

ANSWERS



3. C